

ART. 041
VALVOLA A SFERA ACCIAIO INOSSIDABILE
TRE VIE TIPO "T"

CERTIFICATI EN 10204/2.1

CARATTERISTICHE TECNICHE

1. Valvola inox tre vie tipo "T"
2. Configurazione sfera "T"
3. Filettatura estremità accordo EN 10226-1 (ISO 7.1, DIN 2999)
4. Acciaio Inox 316
5. Quadro guarnizioni sede sfera PTFE + 15% GF
6. Guarnizione dello stelo in PTFE
7. Anello dello stelo in VITON
8. Dispositivo anti-statico
9. Sistema di bloccaggio
10. Flangia ISO 5211 per montaggio diretto attuatore
11. Stelo anti-espulsione
12. Pressione massima 63 bar
13. Temperatura d'esercizio - 25 °C + 180 °C

ART. 041
STAINLESS STEEL REDUCE PORT BALL VALVE,
THREE WAY TYPE "T"

CERTIFICATES EN 10204/2.1

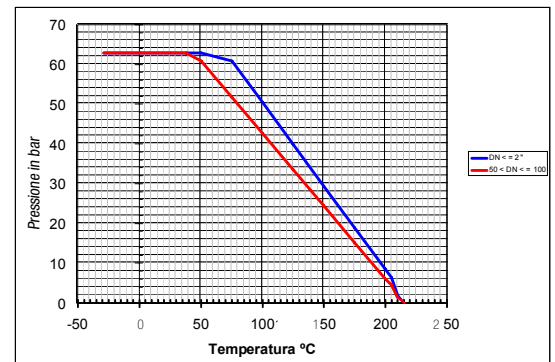
TECHNICAL INFORMATION

1. Stainless steel full port ball valve, 3 pieces
2. "T" Ball configuration
3. Thread ends according EN 10226-1 (ISO 7.1 and DIN 2999)
4. Made of AISI 316 (CF8M)
5. Four Ball seats PTFE + 15% G.F.
6. Stem gasket PTFE
7. Viton o'ring stem
8. Anti-static device (Ball-Stem-Body)
9. Locking system
10. Direct mounting actuator ISO 5211
11. Blow-out proof stem.
12. Max.. Working pressure 63 bar
13. Working temperature -25 °C + 180 °C

DIMENSIONI GENERALI / GENERAL DIMENSIONS

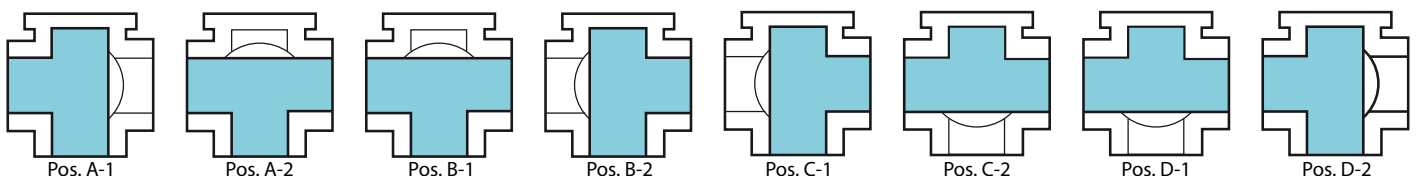
Diametri Size	Codice Code	PN	Dimensioni / Dimensions (mm)								Peso/ Weight (Kg)	d	Cx C
			ISO 5211	L	H	H1	W	M	F				
1/4"	IV0411/4	63	F03	F04	75	37	66	130	7	37	0.70	9.5	9x9
3/8"	IV0413/8	63	F03	F04	75	37	66	130	7	37	0.67	11	9x9
1/2"	IV0411/2	63	F03	F04	75	37	66	130	7	37	0.63	12	9x9
3/4"	IV0413/4	63	F04	F05	85	41	72	161	7	42	0.95	15	11x11
1"	IV0411	63	F04	F05	100	47	77	161	7	50	1.40	20	11x11
1 1/4"	IV04111/4	63	F05	F07	122	56	92	203	7	61	2.90	25	14x14
1 1/2"	IV04111/2	63	F05	F07	131	60	96	203	12	65	3.60	32	14x14
2"	IV0412	63	F05	F07	158	71	107	203	12	79	6.25	40	14x14

CURVA PRESSIONE TEMPERATURA
PRESSURE TEMPERATURE RATING



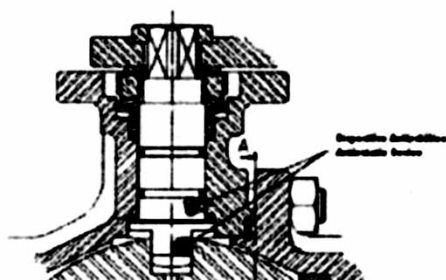
CONFIGURAZIONE VALVOLE 3 VIE T-PORT "GIRO 90°" / FLOW PATTERNS FOR "T-PORT" 3 WAY VALVES 90° TURN.

DIREZIONE FLUIDO / FLOW PATTERN (ART. 041)



N°	Nome / Name	Materiale / Material	Finitura / Surface Treatment
1	Corpo / Body	Inox AISI 316 / SS 316	Decapata / Shoot blasting + Pickling
2	Coperchio / Cap	Inox AISI 316 / SS 316	Decapata / Shoot blasting + Pickling
3	Sfera / Ball	Inox AISI 316 / SS 316	---
4	Guarnizione sede sfera / Ball Seat	Teflòn + 15% FV / PTFE + 15% GF	---
5	Stelo / Stem	Inox AISI 316 / SS 316	---
6	Dispositivo anti statico / Anti-Static device	Inox AISI 316 / SS 316	---
7	Rondella / Trust Washer	PTFE	---
8	O'ring / O'ring	FKM (Viton)	---
9	Guarnizione stelo / Stem packing	PTFE	---
10	Guarnizione / Bushing	Inox + PTFE / S.S. + PTFE	---
11	Anello di tenuta / Stem ring	Inox AISI 316 / SS 316	---
12	Rondella molla / Spring Washer	Inox AISI 301 / SS 301	---
13	Dado / Nut	ASTM A194-8	---
14	Rondella di sicurezza / Stopper	Inox AISI 304 / SS 304	---
15	Rondella / Washer	Inox AISI 304 / SS 304	---
16	Dado leva / Handle Nut	Inox AISI 304 / SS 304	---
17	Rivestimento leva / Handle Sleeve	Vynil	---
18	Leva / Handle	Inox AISI 304 / SS 304	---
19	Dispositivo a chiave / Lock device	Inox AISI 304 / SS 304	---
20	Guarnizione coperchio / Gasket	Teflòn / PTFE	---
21	Perno / Stop Bolt	Inox AISI 304 / SS 304	---
22	Dado / Nut	ASTM A194-8	---

DISPOSITIVO ANTISTATICO / ANTISTATIC DEVICE



Questo dispositivo garantisce una continuità elettrica tra Sfera - Stelo - Corpo, esigenza particolarmente richiesta per i fluidi infiammabili.

This device guarantees electric continuity between Ball - Stem - Body.

This is of special necessity in inflammable fluids.

VALORE di Kv / Kv VALUES

Kv = Quantità metri cubi per ora che passa attraverso valvola generando una perdita di carico in bar.

Kv = Flow rate of water in cubic meter per hour that will generate a pressure drop of 1 bar across the valve.

Media/size	1/4"	3/8"	1/2"	3/4"	1"	1 1/4"	1 1/2"	2"
m ³ /h	11	11	13	15	31	39	62	103